






Junior Osceola 4-H Poultry Record Book



Name: _____

Club: _____

Fair Age as of January 1, of the current year: _____ *Years Old*

4-H Leader's Name: _____

Market Project Record Dates

Turkeys

Beginning Date: _____ *Ending Date:* _____

Broilers

Beginning Date: _____ *Ending Date:* _____

Cornish

Beginning Date: _____ *Ending Date:* _____

Objectives of the 4-H Poultry Project

1. Develop a love for poultry and a humane attitude toward them while experiencing the pride and responsibility of ownership of the bird.
2. Help 4-H members acquire information and an understanding of scientific production and management practices through the experience of keeping records, owning, and caring for livestock.
3. Allow 4-H members to learn and employ efficient procedures and methods in marketing poultry and their products.
4. Allow 4-H members to experience and cope with the “value” and “attitudes” of responsibility in a relatively unsupervised environment. Supervision will be on a periodic basis.
5. Encourage integrity, sportsmanship, cooperation and ability to communicate through related activities such as demonstrations, talks, judging events, and at the local fairs.

Poultry Resources

Books

Storey's Guide to Raising Poultry
Leonard S. Mercia


A Guide to Raising Chickens - A Storey Animal Handbook
Gail Damerow

Extension Publications

4-H “Skills for Life” Poultry Science Series
#1 Scratching the Surface
#2 Testing Your Wings
#3 Flocking Together
#4 Group Activity Guide

Parts of a Chicken (All chicken members must complete)


1. Neck
2. Ear
3. Keel Bone
4. Wattles
5. Abdominal Area
6. Ear Lobe
7. Toe
8. Back
9. Comb
10. Wing



Number the correct parts of the chicken.

Parts of a Turkey (All turkey members must complete)

1. Beak
2. Snood
3. Beard
4. Back
5. Shank
6. Tail Feathers
7. Breast Area
8. Eye
9. Toe
10. Wing



Number the correct parts of the turkey.

**All Jr. Poultry members must complete the following questions
(Chicken, Turkey, Waterfowl, and Game Birds)**

1. How many and what kind of birds do you have? Number of birds: _____

Breeds: _____

2. How do you wash a chicken for a show?

3. What is the favorite thing you enjoy about your birds? _____

4. What is the red colored fleshy appendage on the top of your chicken's head called?

5. Name two colors of egg shells?

6. What is a female chicken called? _____

7. What is a newly hatched chicken called? _____

8. What is the yellow part inside the egg called? _____

4- H Market Turkey Project

(All Jr. Market Turkey Members Must Complete)

1. What is the name for a young turkey chick: _____
2. Name two colors (varieties) of domestic turkeys:

3. Name 2 breeds of turkeys:

4. What do you use to keep your young turkey poultts warm? _____

5. The fleshy appendix above the beak on the head of a turkey of either sex:

6. What do you use to bed your turkeys to assist in keeping them clean and healthy?

7. How many toes does a turkey have on one foot: _____ toes
8. What do you feed your turkeys? _____

Turkey Weight Chart

Record your turkey's weights at the following ages and compare to the normal weights of turkeys on average.

| Weeks of age | Average Hen | My Hens | Average Tom | My Toms |
|---------------------|--------------------|----------------|--------------------|----------------|
| 4 weeks | 2 lbs. | _____ lbs. | 2 1/2 lbs. | _____ lbs. |
| 8 weeks | 6 1/4 lbs. | _____ lbs. | 10 lbs. | _____ lbs. |
| 12 weeks | 11 lbs. | _____ lbs. | 17 lbs. | _____ lbs. |
| 16 weeks | 16 lbs. | _____ lbs. | 24 lbs. | _____ lbs. |
| 20 weeks | 21 lbs. | _____ lbs. | 30 lbs. | _____ lbs. |

4-H Market Broilers (All Youth with Market Broilers Complete)

1. How many broiler chickens does it take to make a Market Pen of Chickens?

2. A chicken has these on the outside of its body to keep it warm, what are they called?

3. What color are your Market Broilers?

5. How many toes does your Market Broiler have on one foot?

6. The two red or purplish flaps of flesh that dangle under a chicken's chin are called the:

Broiler Weight Chart

| Week | Date | Weight | Week | Date | Weight |
|------|------|--------|------|------|--------|
| 1 | | | 11 | | |
| 2 | | | 12 | | |
| 3 | | | 13 | | |
| 4 | | | 14 | | |
| 5 | | | 15 | | |
| 6 | | | 16 | | |
| 7 | | | 17 | | |
| 8 | | | 18 | | |
| 9 | | | 19 | | |
| 10 | | | 20 | | |

4-H Market Cornish

(All Jr. Market Cornish Youth must complete)

1. How many Cornish Hens does it take to make up a pen of Cornish to sell at the Fair:

_____ Cornish Hens

2. What is the term for chickens that eat each others flesh, feathers, or eggs:

3. What is the weight range that your Cornish Hens must weigh to sell at the Fair:

_____ pounds

4. To shed old feathers and grow new ones is called what:

5. What part of your Cornish Hen has the most meat on it:

the _____

Cornish Weight Chart

| Week | Date | Weight | | Week | Date | Weight |
|----------|------|--------|--|----------|------|--------|
| 1 | | | | 5 | | |
| 2 | | | | 6 | | |
| 3 | | | | 7 | | |
| 4 | | | | 8 | | |

**Project Story: Write a story about the things that happened with your project this year.
You may include the things you did and weekly developments.**

Poultry Project Photographs