

Jimsonweed

Datura stramonium L.

Life cycle

Erect, branching summer annual.

Leaves

Cotyledons are long and narrow with a prominent midvein.

Leaves are alternate, oval to egg-shaped, 3 to 8 inches long, smooth with long petioles.


First leaves are entire; later leaves have large, coarsely and unevenly toothed margins. Damaged leaves will emit a foul odor.

Stems

Erect and branching, up to 5-foot-tall stems are hollow, generally smooth and green to purple. Damaged stems emit a foul odor.



Jimsonweed plant.




Solanaceae (Nightshade family)

Jimsonweed *continued*



Immature jimsonweed fruit.



Mature jimsonweed fruit.

Flowers and fruit


Flower petals are large, white to purple in color and fused into a 2- to 5-inch-long tube. Fruit are very spiny, egg-shaped capsules with four valves. Each valve contains numerous flat, dark brown to black, round to kidney-shaped seeds.

Reproduction

Seeds.

Toxicity

All plant parts are toxic to animals.



Jimsonweed leaf.

Solanaceae (Nightshade family)